



Investor Presentation

Forward looking Statement

This presentation and related documents may contain certain 'forward-looking information' including but not limited to, statements related to interpretation of exploration and drilling results, potential mineralization, future exploration work at Silver One Resource Inc.'s ("Silver One") mineral properties and the expected results of this work. Forward-looking information involves known and unknown risks and uncertainties which could cause actual events or results to differ materially from those reflected in the forward-looking information, including, without limitation: risks related to fluctuations in gold and metal prices; uncertainties related to raising sufficient financing to fund the planned work in a timely manner and on acceptable terms; changes in planned work resulting from weather, logistical, technical or other factors; the possibility that the results of work will not fulfill expectations and realize the perceived potential of Silver One's mineral properties; uncertainties involved in the interpretation of drilling results and other tests; the possibility that required permits may not be obtained in a timely manner or at all; risk of accidents, equipment breakdowns or other unanticipated difficulties or interruptions; the possibility of cost overruns or unanticipated expenses in the work program; the risk of environmental contamination or damage resulting from the exploration operations at Silver One's mineral properties. Forward-looking information contained in this presentation and related documents are based on the beliefs, estimates and opinions of management on the date the statements are made. There can be no assurance that such statements will prove accurate. Actual results may differ materially from those anticipated or projected. Except as required under securities laws, Silver One undertakes no obligation to update these forward-looking statements if managements' beliefs, estimates or opinions, or other factors, should change.

The technical content of this presentation has been reviewed and approved by Greg Crowe, P.Geo, President and CEO of Silver One, and a Qualified Person as defined by National Instrument 43-101.

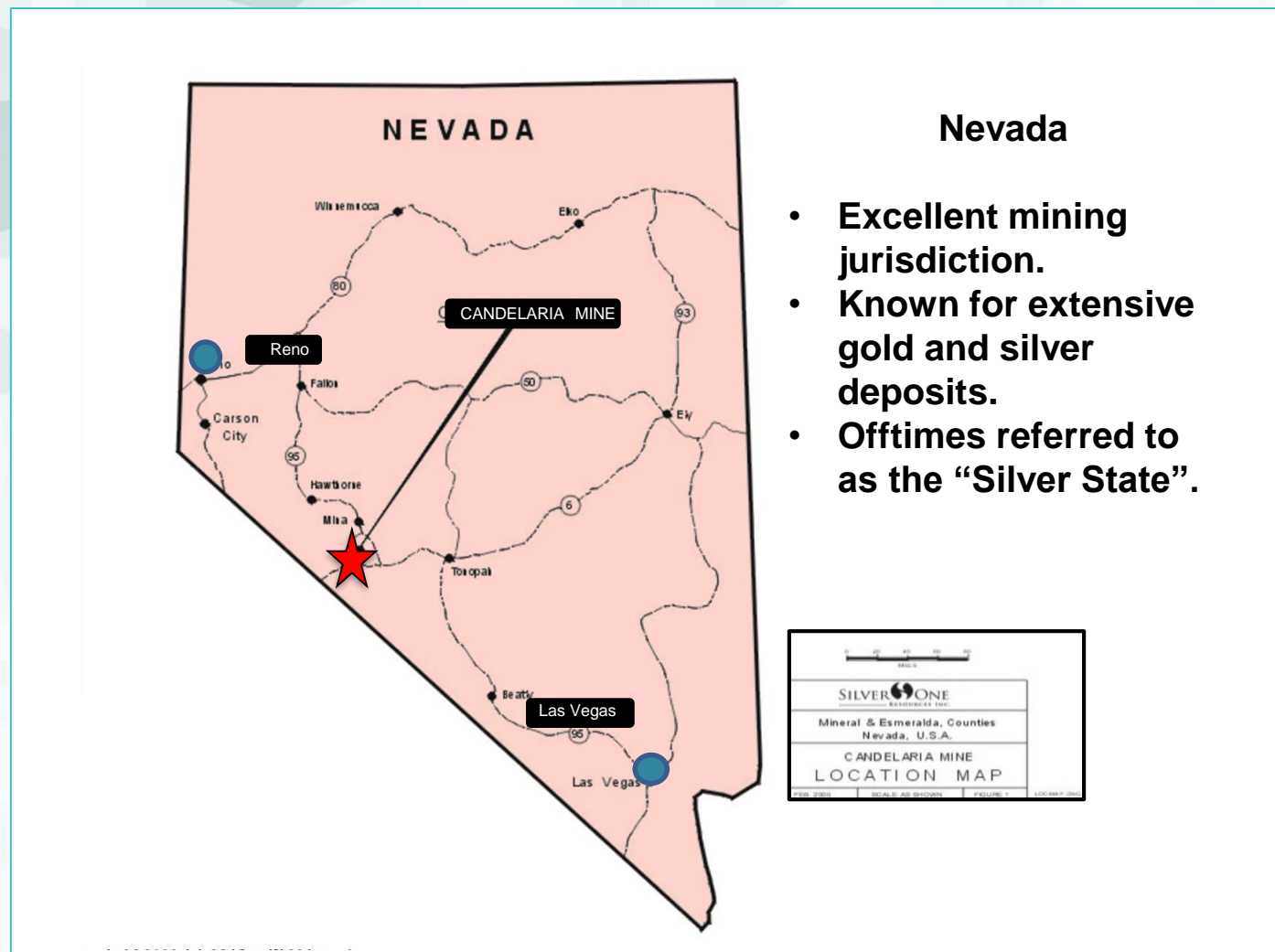
Silver One – Investment Highlights

- Proven management team with extensive background in large-scale development projects and negotiation
- Aggressive strategy of growth through the pursuit of near-term production opportunities; initial focus on the heap leach pads at Candelaria
- Industry leading financial backing and public market support
- Four significant silver projects from First Mining Finance (TSX-V: FF) and Silver Standard (TSX : SSO) with accessible silver ounces and further upside potential

Silver One – Price History



Candelaria Project



Candelaria – Historic Resource

Candelaria Project							
Historical Resource Estimate							
Area/Type	Classification	Tons	Factored Ag Grade (opt Ag _{total})	Sol. Au Grade (opt Au _{soluble})	AqEq Grade (opt AgEq _{total})	Ag Ounces (Ag _{total})	Aq Equiv. Ounces (AqEq _{total})
Mount Diablo	Measured	3,391,000	4.44	0.004	4.67	15,054,000	15,838,000
	Indicated	10,231,185	2.84	0.003	3.01	29,005,000	30,796,000
	Subtot. M + Ind	13,623,000	3.23	0.003	3.42	44,060,000	46,633,000
Mount Diablo	Inferred	5,191,000	2.12	0.003	2.30	11,015,000	11,939,000
Northern Belle		9,162,000	2.26	0.002	2.37	20,661,000	21,714,000
Leach Pads		37,328,000	1.29	---	1.29	48,153,000	48,153,000
L.G. Stockpiles		4,000,000	0.75	---	0.75	3,000,000	3,000,000
	Subtot. Inf.	55,681,000	1.49	0.002	1.52	82,829,000	84,806,000
Notes	1) Lode resources tabulated at a 0.5 opt Ag _{soluble} cutoff grades, with only Ag _{total} shown in this table.						
	2) Leach pads and low grade stockpile resources tabulated for entire accumulation of material.						
	3) Total silver grades factored from soluble silver grades using regression formulas developed by Snowden.						
	4) Silver equivalent grade includes the contribution from the gold grade (soluble) using an Ag: Au equivalency ratio of 57.8:1.						

The historical mineral resource estimate used “measured mineral resource”, “indicated mineral resource” and “inferred mineral resource”, which are categories set out in NI 43-101. Accordingly, Silver One considers these historical estimates reliable as well as relevant as it represents key targets for exploration work by Silver One. The data base for the historical resource estimate:

(1) on the Mount Diablo Deposit consisted of 538 drill holes by previous owners and 10 drill holes by Silver Standard Resources Inc. For drill holes that were twinned, the author used the lower of the two values assigned to the original holes. The mineral resource estimate used a kriging estimation method to establish ore zones with a cut-off grade of 0.5 opt Ag. Ordinary kriging was used to interpolate grades in the block model. The block models were set up with block dimensions of 25 feet by 25 feet in plan and 10 feet in height. The maximum search range used in the higher-grade zone was 235 feet, in the lower grade zone it was 1,000 feet and in the background zone it was 350 feet. Block models more than 300 feet from the nearest composite only constituted 3 percent of the total number of estimated blocks and were assigned to an inferred category,

(2) on the Northern Belle Deposit consisted of 226 drill holes by previous owners, of which a portion of these holes were duplicated for the Mount Diablo Deposit database. The mineral resource estimate used a kriging estimation method to establish ore zones with a cut-off grade of 0.5 opt Ag. The mineral resource estimate used multiple indicator kriging to interpolate grades in the block model. Block models were set up with block dimensions of 50 feet by 50 feet in plan and 20 feet in height. The maximum search range used in the higher grade zone was 85 feet, in the intermediate-grade zone was 120 feet and the lower-grade zone was 140 feet and in the lower undifferentiated material below the current pit topography was 260 feet. Block models more than 300 feet from the nearest composite only constituted 3 percent of the total number of estimated blocks and were assigned to an inferred category;

(3) on the Leach Pads consisted of 24,633,000 tons located on Leach Pad 1 and 12,695,000 on Leach Pad 2. The estimate for Leach Pad 1 is based on the fact that silver production indicates 51.5% of total silver was recovered by heap leaching operation, while 81.2% of the soluble silver contact was recovered. Further, the estimate for Leach Pad 2 is based on the fact that silver production indicates 42.4% of total silver was recovered by heap leaching operation, while 71.3% of the soluble silver content was recovered;

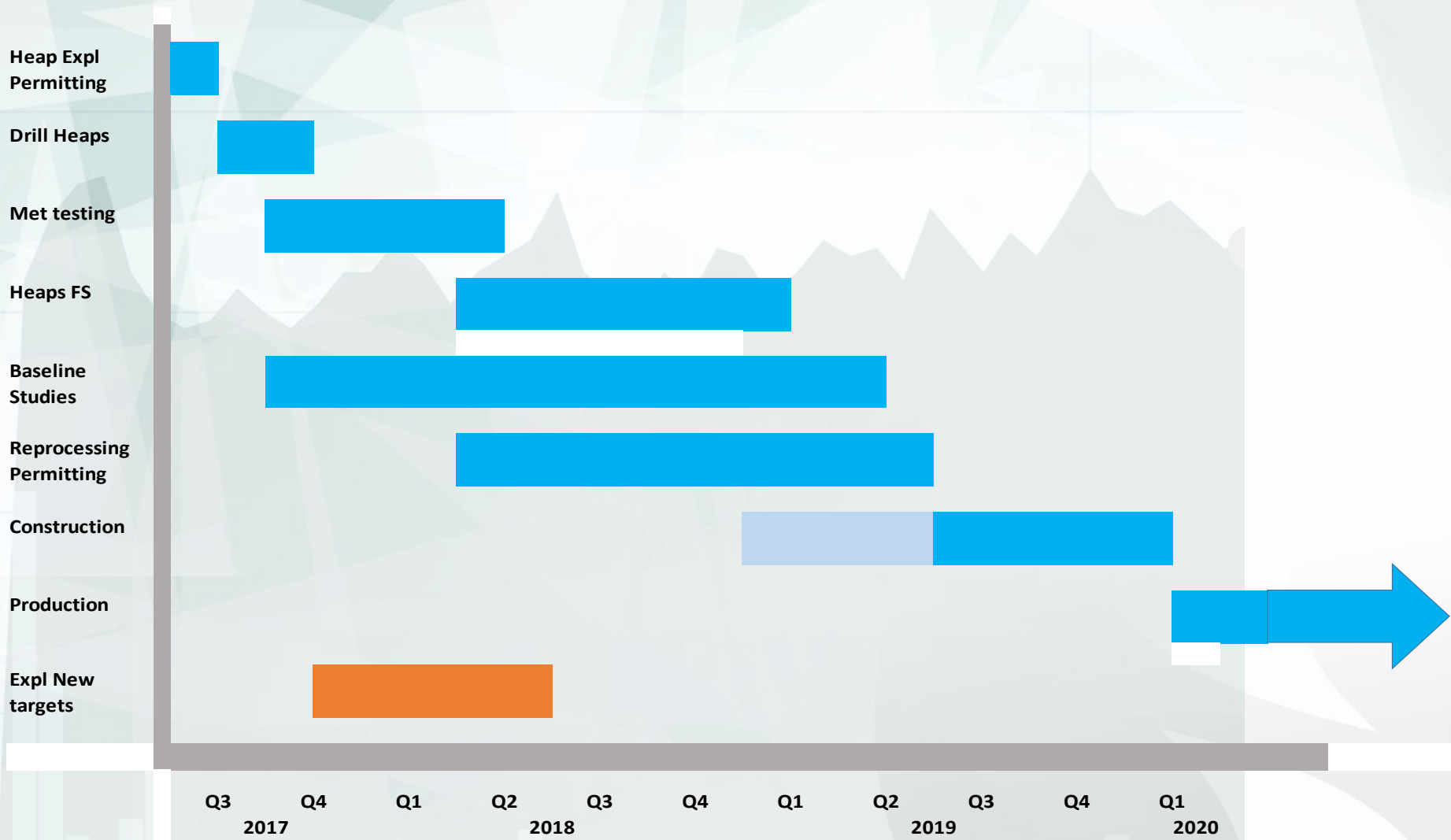
(4) on the Low Grade Stockpile is based on limited and incomplete data and documentation. Material placed on the on the stock piles ranged from 0.5 to 0.65 opt Ag, To the knowledge of Silver One, there is no new data available since the calculation of the above historical resource estimate and no additional work has been done to upgrade or verify the historical resource estimate. The qualified person has not done sufficient work to classify the historical estimate as a current mineral resource therefore Silver One is treating these historical estimates as relevant but not current mineral resources.

Silver One – Candelaria Objectives

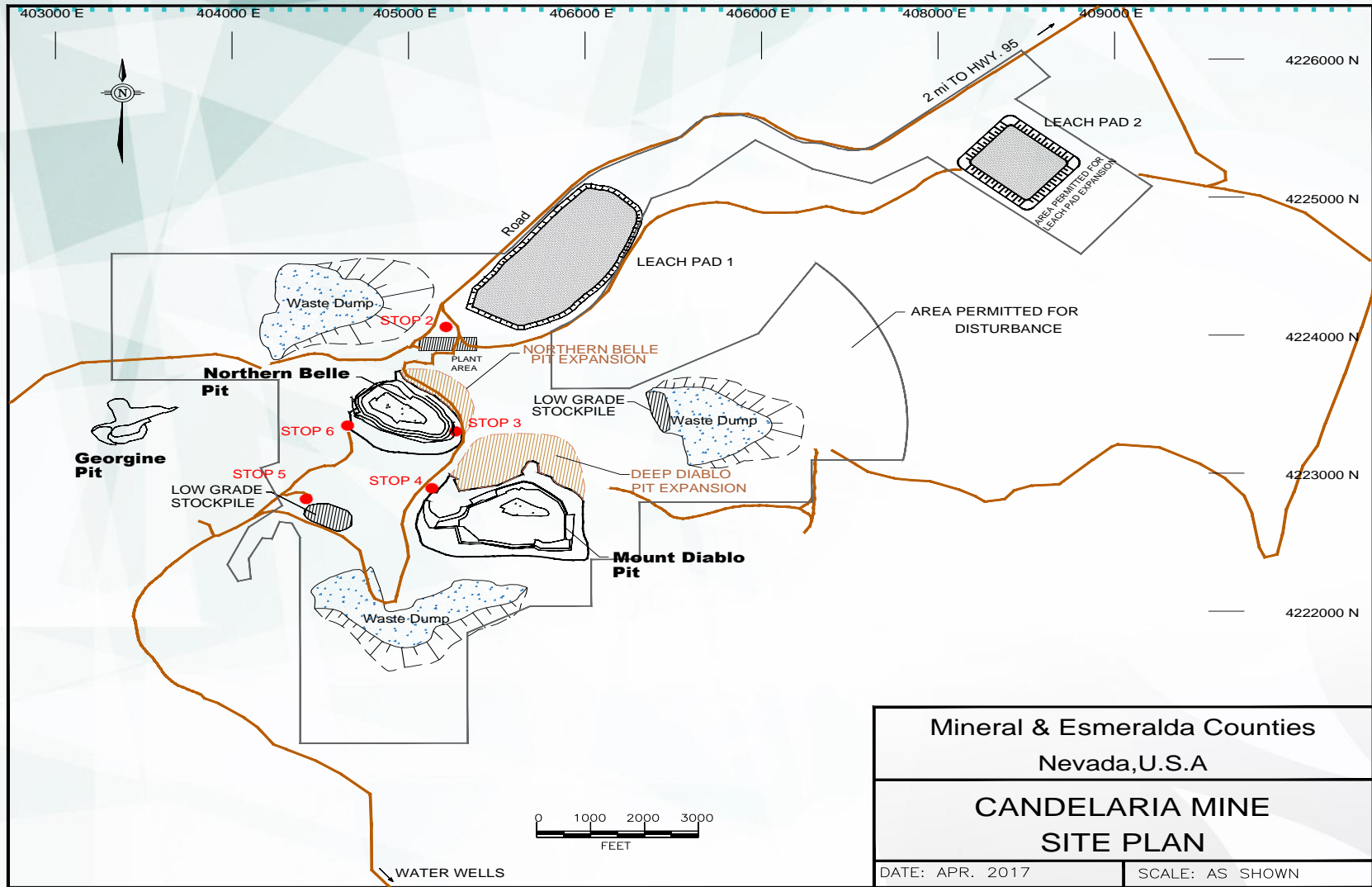
➤ Candelaria

- **48 million ounces of silver inferred - heap leach**
 - Evaluate potential of reprocessing leach pads
- **Large Undeveloped Historic Resource**
 - 43 million ounces of silver M + I
 - 83 million ounces of silver Inf (includes heap leach)
- **Significant Upside**
 - Down-dip drilling intersected high grade i.e. 670 g/t (19.5 oz/t) over 13.7m
- **Plan to confirm and increase the mineralization at Mt Diablo and Northern Belle locations with intention to release updated 43-101 resource report**

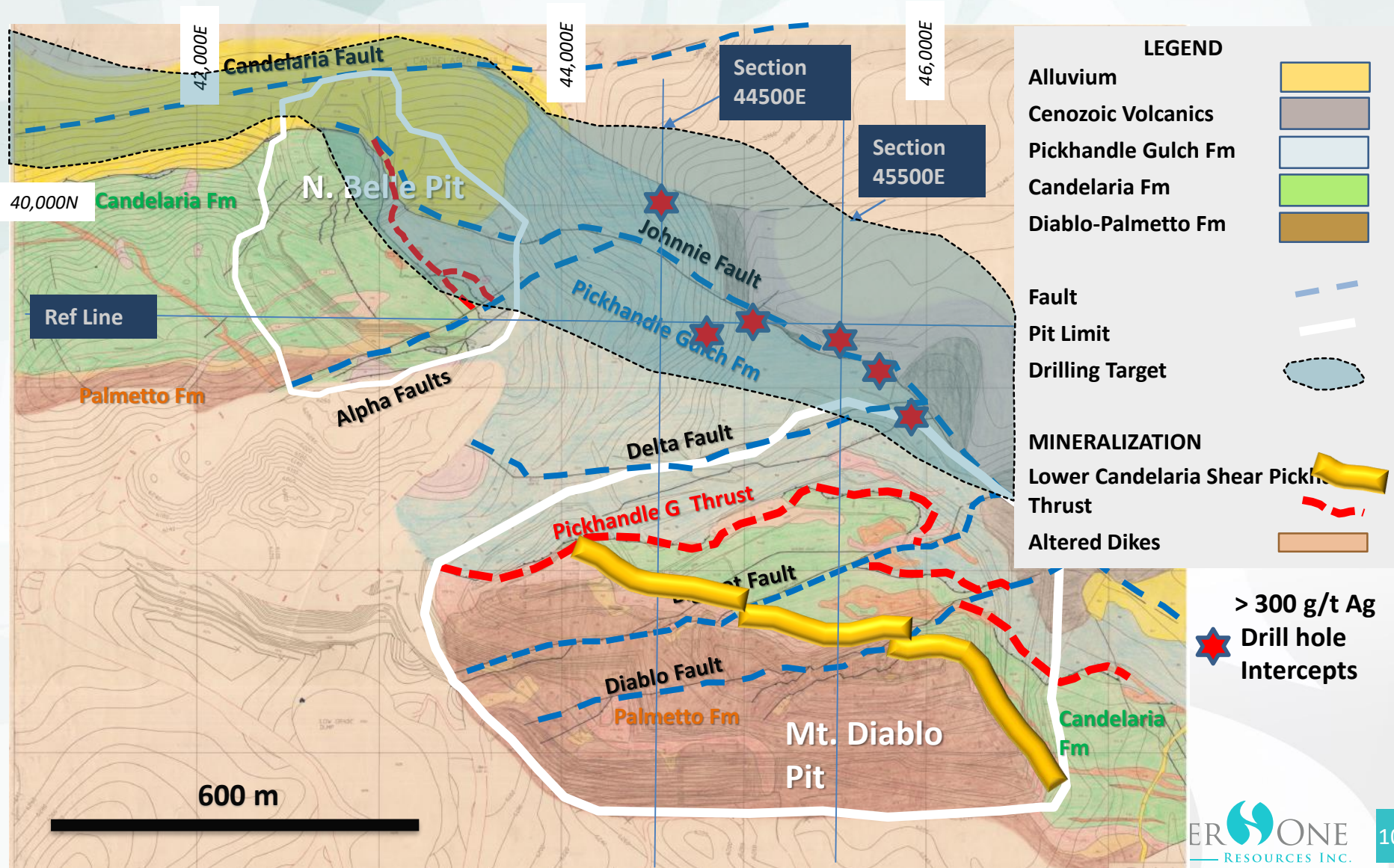
Silver One – Candelaria Production Objectives



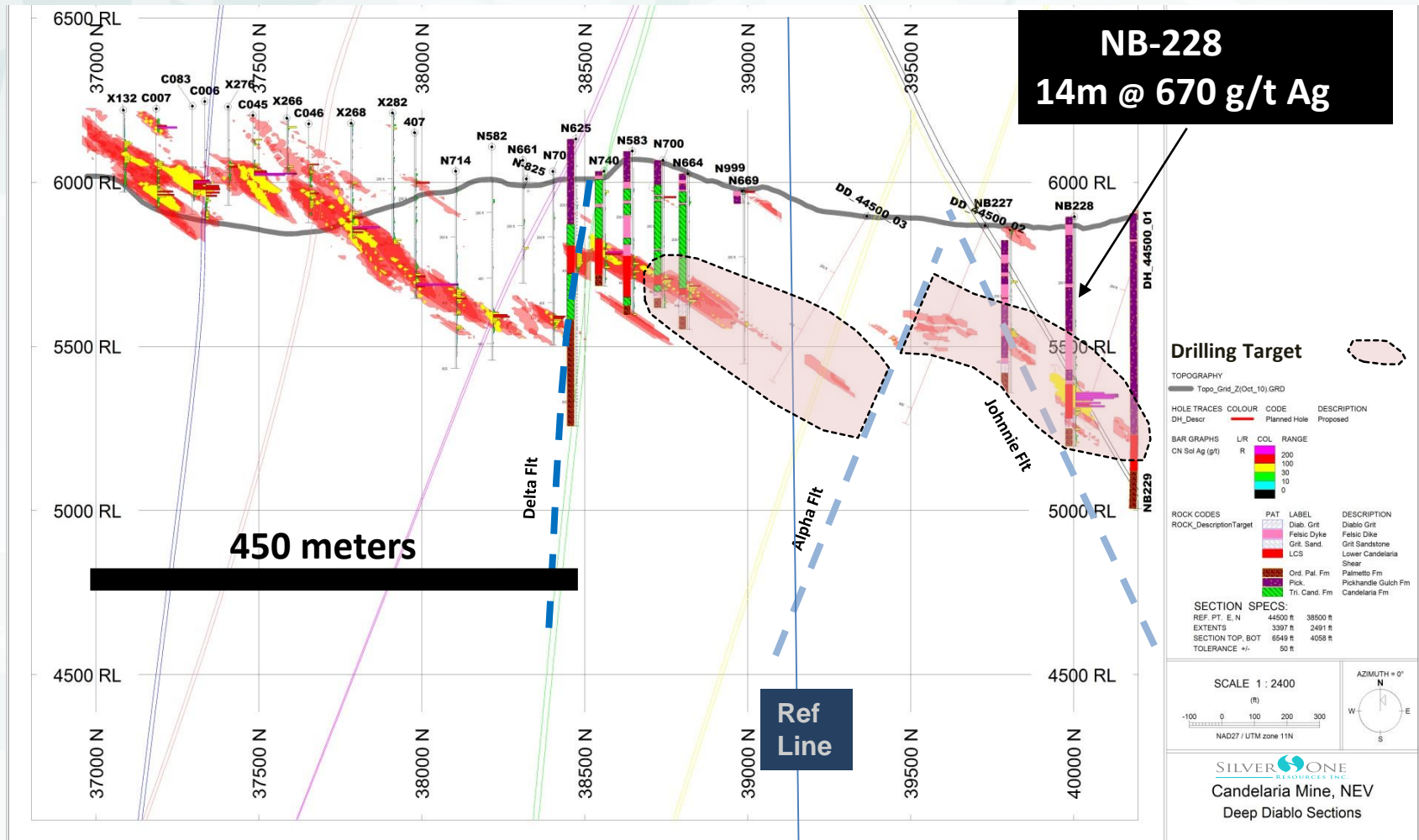
Silver One – Infrastructure



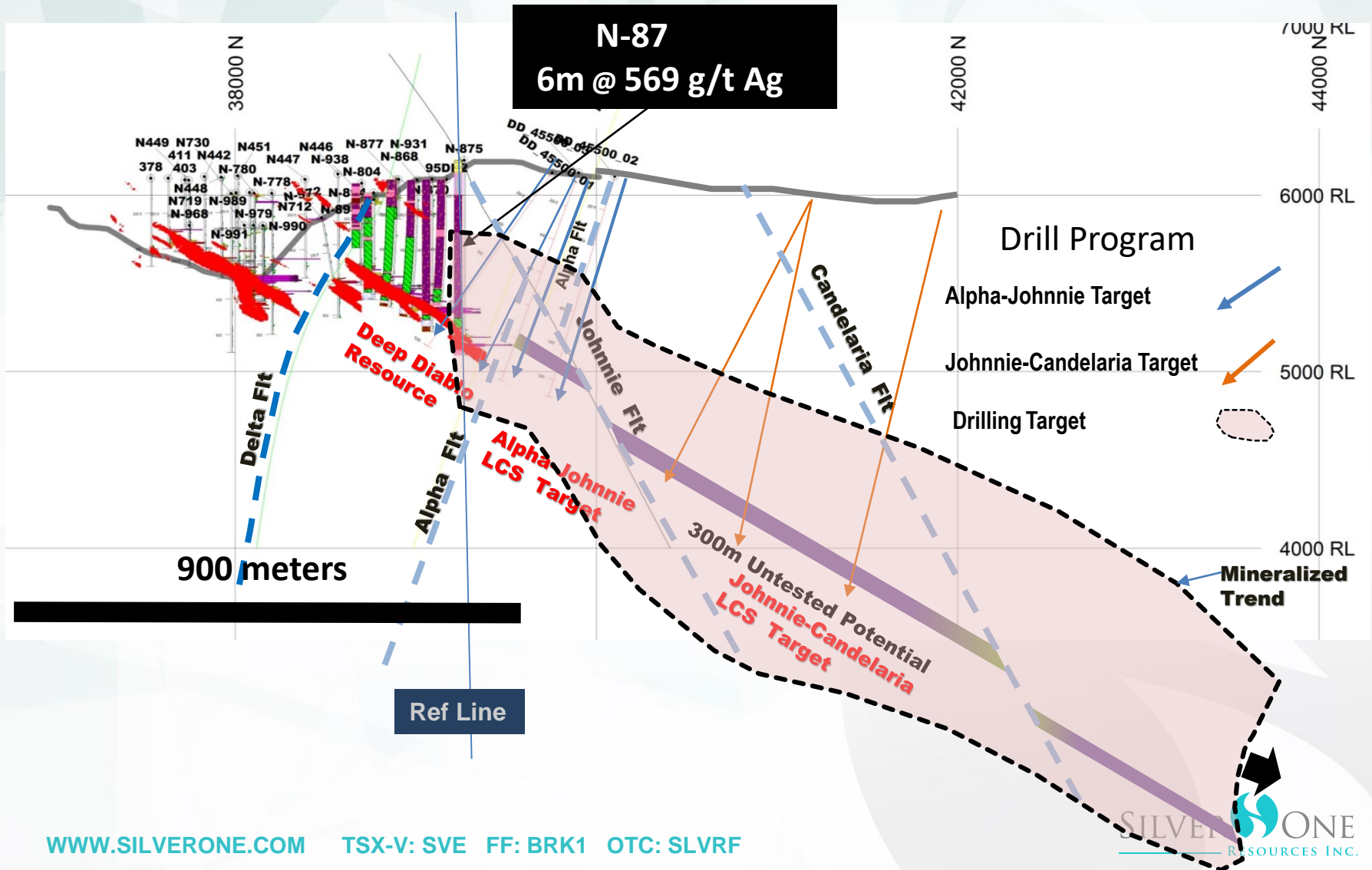
CANDELARIA LOCAL GEOLOGY



Section 44,500E Looking West




Section 45,500E Looking West



Candelaria Mine - Northern Belle



Candelaria Mine – Northern Belle



Peñasco Quemado Project

Project Location

MEXICO

PROPERTY LOCATION MAP



Silver One Historic Resources – Mexico (Sonora State)

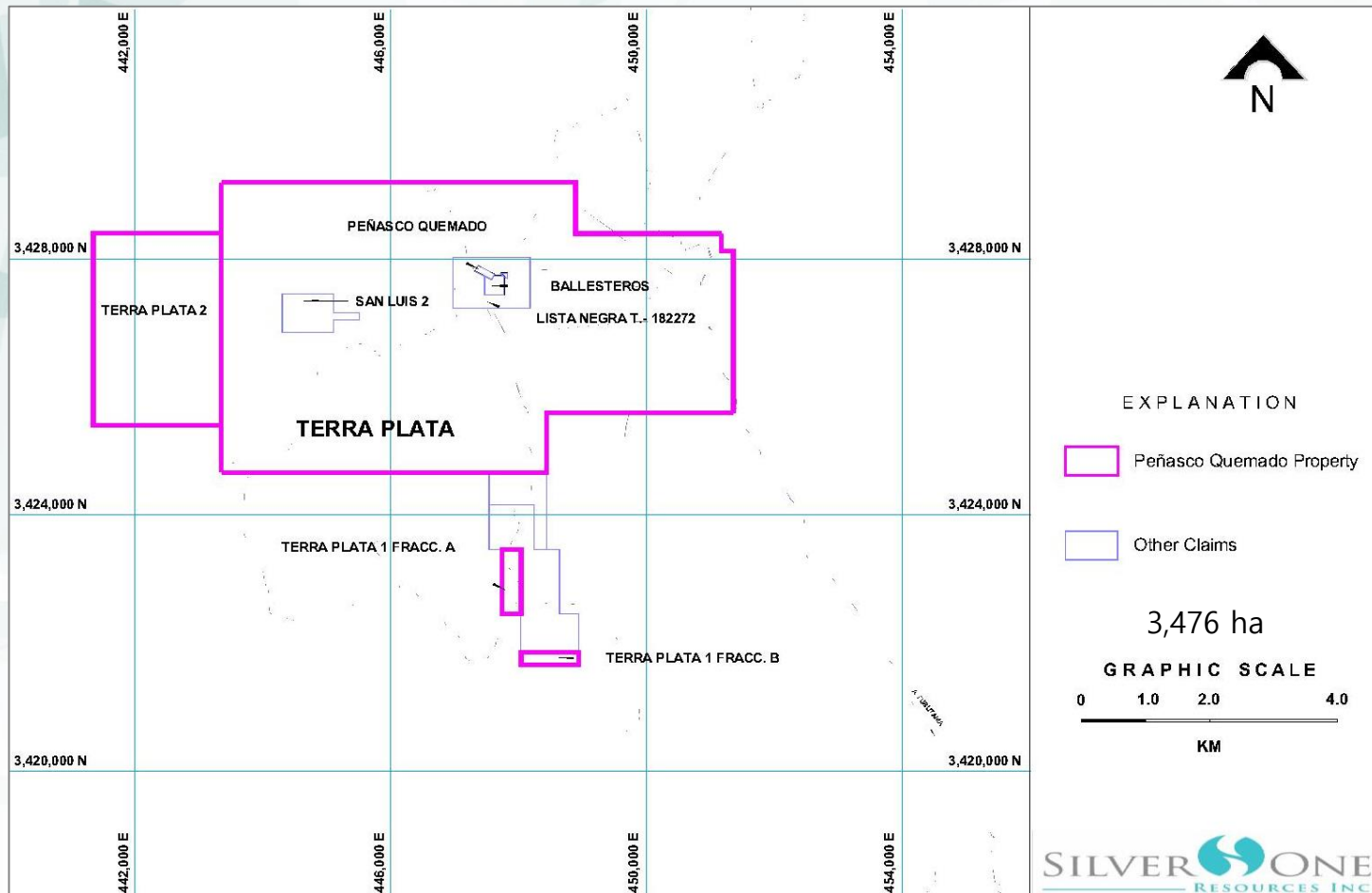
Peñasco Quemado

Resource Category (Underground)	Mineral Type	Tonnes (Mt)	Ag (g/t)	Ag (Moz)
M + I	Oxides	2.57	117	9.63


Peñasco Quemado Project

Concession Map Peñasco Quemado Property

MEXICO



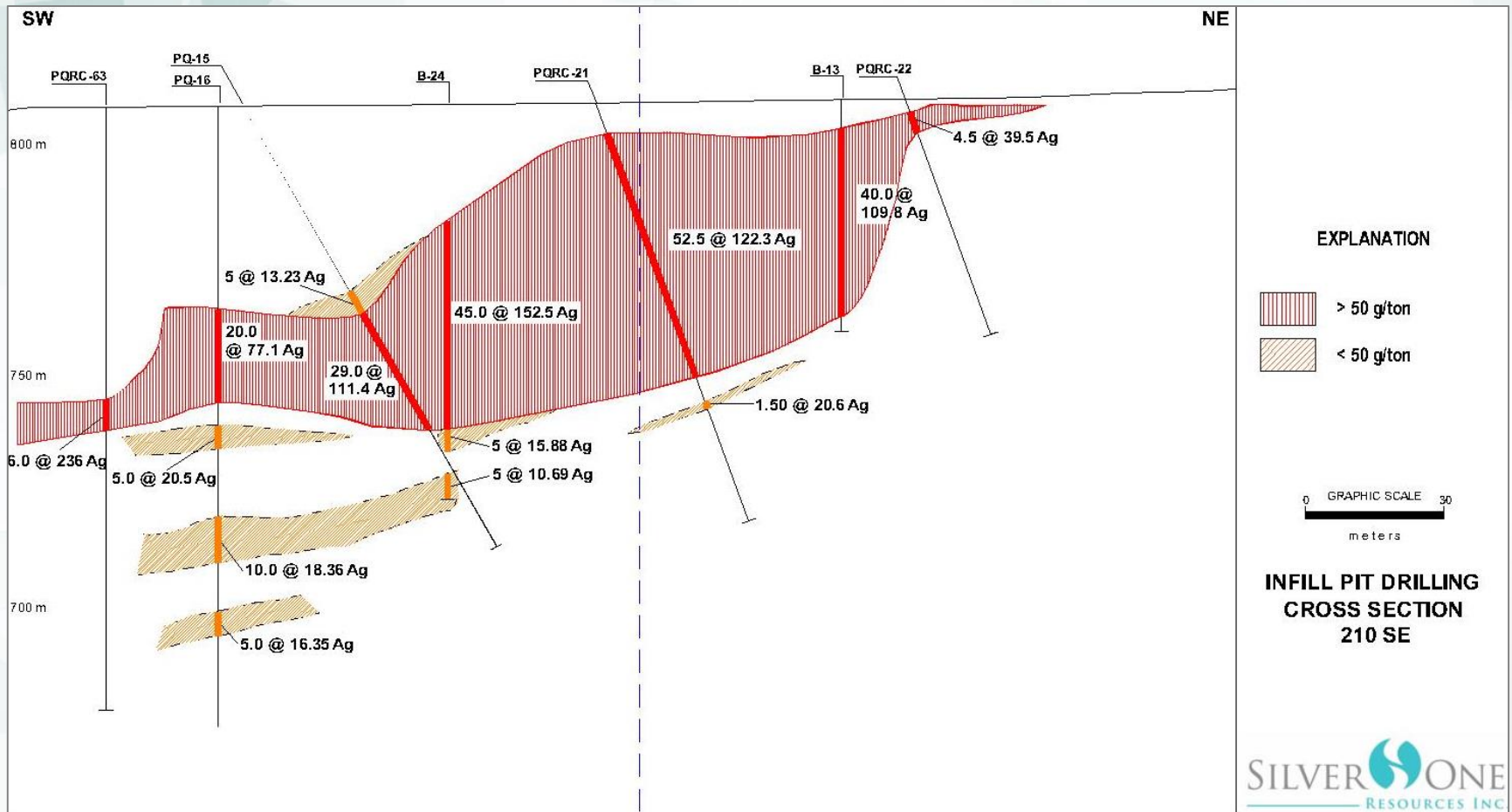
Peñasco Quemado - Looking southeast along strike from Pit



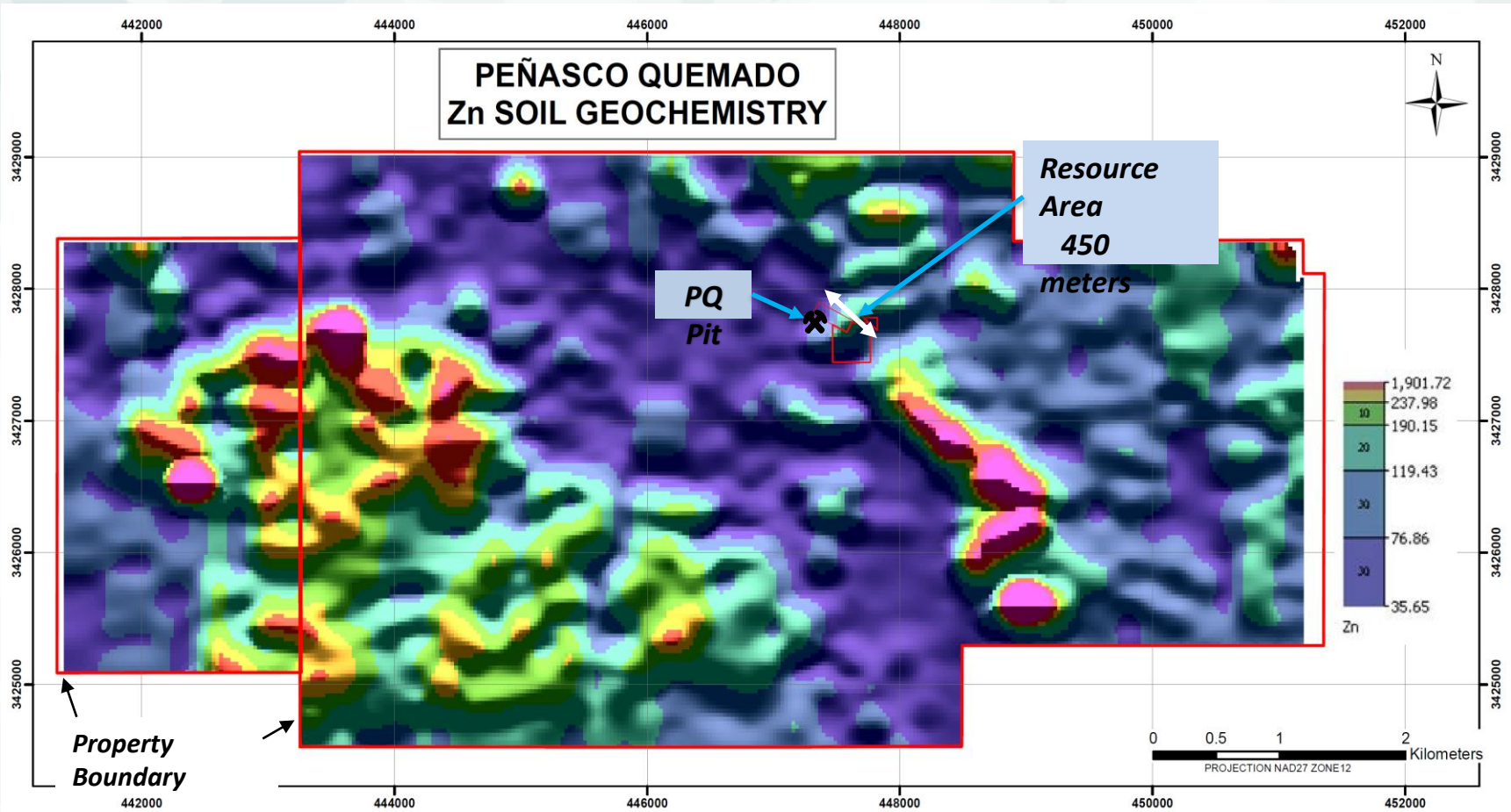
Peñasco Quemado Project

MEXICO

Section 210-SE Drill Hole Intersections on the Peñasco Quemado West Zone



Peñasco Quemado – Soil Geochemistry

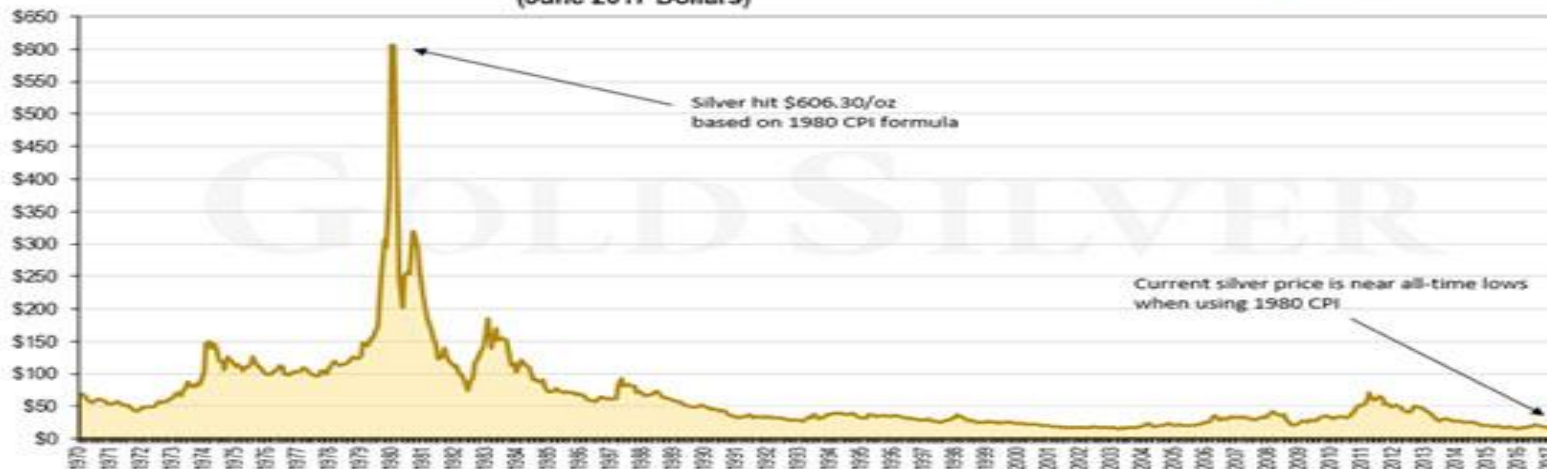


Why Silver

- **Use of silver is growing in multiple industries, including batteries, biocides and solar panels.**
- **Gold-Silver ratio is at historically undervalued levels. Silver currently priced at less than 1/75th the price of gold, while silver production is approximately 10 times that of gold.**
- **Silver inventories are falling, pure silver mines are rare and net silver balance has been in deficit since 2004.**
- **Silver tends to out-perform gold in bull markets.**

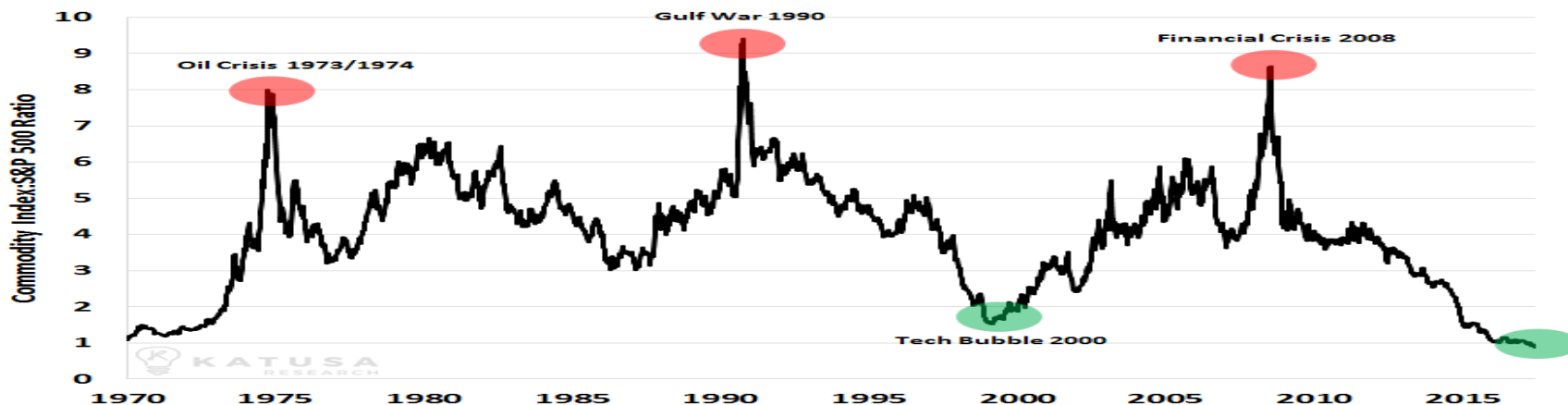
Commodities – Silver Undervalued

Inflation-Adjusted Silver Price Based on 1980 CPI Formula
(June 2017 Dollars)

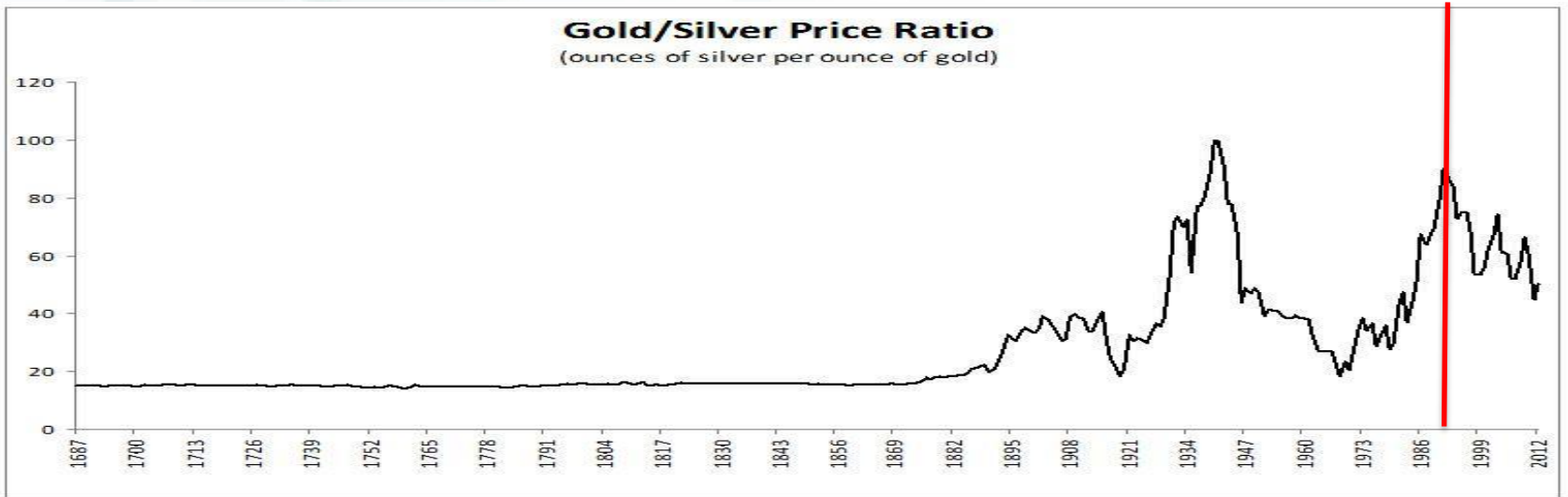


Sources: ShadowStats.com

S&P Commodity Index vs S&P 500
Equities are Expensive, Commodities are Cheap



Gold/Silver Ratio – Return to Average?



Share Structure

Share Structure

83,197,877

Issued & Outstanding

4,619,996 Options @ \$0.05 expiring August 5, 2021

930,000 Options @ \$0.33 expiring September 1, 2021

100,000 Options @ \$0.85 expiring December 2, 2021

Fully Diluted 87,414,973

***First Mining owns 7.2% of the issued and outstanding shares of Silver One**

Silver One – Why Invest?

- ✓ **Clear plan to production decision at Candelaria on the heap leach pads**
- ✓ **Exploration program on known deposits at Candelaria to significantly increase and define the resource and to examine potential for high-grade silver zone at depth**
- ✓ **Future work at Candelaria could then be supported and funded partially through potential cash flows from heap leach operations**
- ✓ **Management with experience on large scale operations and a plan to create Candelaria into large operation**
- ✓ **Excellent upside in Mexican assets to provide further generative growth and future cash flow generators**

Thank You!

Silver One Resources

TSX-V:SVE

FF: BRK1

OTC: SLVRF

Suite 410 - 1040 West Georgia Street
Vancouver, BC
Canada, V6E 4H1

(778) 999-4653

ir@silverone.com